

18-24 years old
17% 1036 people
73% 758 men
27% 267 women

25-29 years old
15% 905 people
78% 710 men
22% 183 women

30-39 years old
21% 1312 people
79% 1042 men
21% 267 women

40-49 years old
22% 1365 people
76% 1042 men
24% 324 women





50-59 years old
18% 1131 people
75% 852 men
25% 281 women

>60 years old
7% 414 people
80% 331 men
20% 84 women

FIG# 2206_0002
PROFILING
DIAGRAM
mapping of homeless people in Denmark
their situations and their needs

PREFERENCES

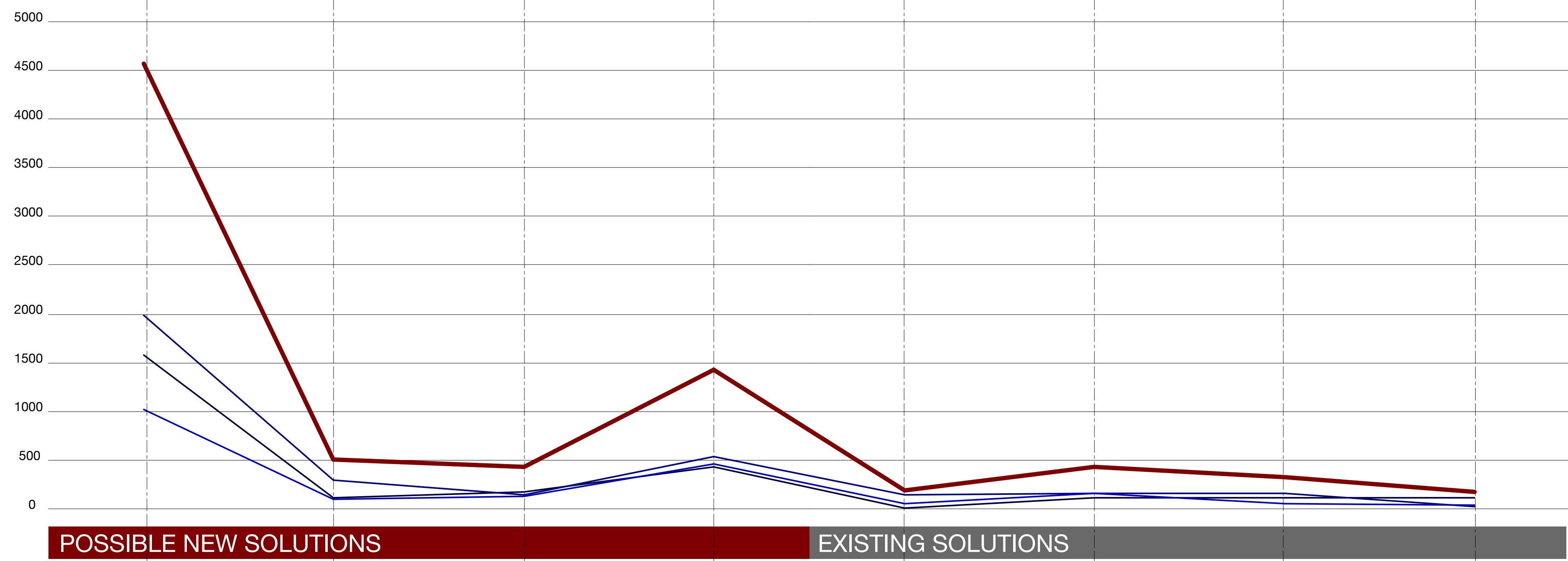
LIVING/HOUSING SITUATIONS

TOTAL	
18-29 Y/O	
30-49 Y/O	
>50 Y/O	

DATA

Benjaminsen, Lars, Rune Agerskov Christensen and Mikkel Stamp
 Hundahl. Udbredelsen af Housing First: muligheder og barrierer /
 Implementeringen af Housing First på hjemløshedsområdet i Danmark
 NYE, 2020

Benjaminsen, Lars, Torben Gliese, and Theresa Dyrvig. Livet på
 hjemløshed: brugerenundersøgelse på 8 110-boliger. SFI - Det
 Nationale Forskningscenter for Velfærd, 15.02. Cph.: SFI - Det Nationale
 Forskningscenter for Velfærd, 2015



POSSIBLE NEW SOLUTIONS

EXISTING SOLUTIONS

apartment in a regular housing unit

collective living with other former homeless people

"skæve boliger"

another place

elderly home (incl. alternative)

in this institution

at a different institution

do not know

FIG# 2206_0003

PROFILING

DIAGRAM

preferences for future living situations

HOMELESS HOUSING

student #150304

Astrid Lykke

USC_diploma project_2022

thesis supervisor: Christine Bjerke



Royal Danish Academy

Architecture
 Conservation